



LT3000

Line Isolation Monitor (LIM) and GFCI Tester
For Healthcare Facilities





LT3000

Features

- Operates on system voltages from 100 to 240 VAC
- Tests both LIMs and GFCIs
- Large digital LCD display
- Overload protection with automatic re-set
- Easy to clean, rugged lexan front foil
- System leakage measurements
- Twist-to-lock adapter
- Lightweight (less than 1 lb.)

Description

NFPA 99 requires that line isolation monitor (LIM) and ground fault circuit interrupter (GFCI) tests be conducted at regular intervals. The LT3000 is an effective and versatile testing instrument for easily fulfilling these requirements.

The LT3000 plugs into any wall outlet up to 240 V, 50 to 60 Hz. A simple pretest confirms the integrity of the isolated power system and to ensure that the system is properly grounded. In the standard view, the LCD display shows the system voltage. In LIM/GFCI testing mode, adjust the current until it reads 2, 5 or 6 mA on the LCD display. Alternately pushing the L1 and L2 buttons confirms that the LIM / GFCI is operating correctly.

Applicable standards

- NFPA 99, section 3-4.2.3.3.2 (for testing line isolation monitors for isolated power)
- NFPA 99, section 3-5.2.3.3.1 (for testing GFCIs for grounded power)

Operation

When the LT3000 is plugged into the circuit, it will enter pretest mode. The display will indicate the system voltage, the "V" LCD will light, and the "PRETEST" LCD (hazard current) will light. If the L1 or L2 button is pushed, the system leakage on each line will be indicated in mA (milliamperes). Pushing the mode selector pushbutton will enter the device into compliance test mode. The "LIM/GFCI" LED will light.

Press and hold the Set Current button and adjust the potentiometer current knob to the desired milliampere level. The value will show on the LCD display. The Set Current button may then be released. Pushing the L1 or L2 button will initiate a LIM test. The selected value will display on the line isolation monitor.

Technical Data

System ratings

Rated system voltage	100 - 240 VAC
Rated system frequency	50 - 60 Hz

Response values

Current set range (potentiometer) at 120 VAC	1.10 - 9 mA
Current set range (potentiometer) at 240 VAC	1.75 - 9 mA
Current magnitude required to activate HAZARD LEDs	2 or 5 mA internally, set at factory

Display

Seven-segment display	3 digits, 0.5" size
Display resolution	0.01 mA / 1 V
Current accuracy	2% of reading \pm 0.03 mA
Voltage accuracy	2% of reading \pm 3 V

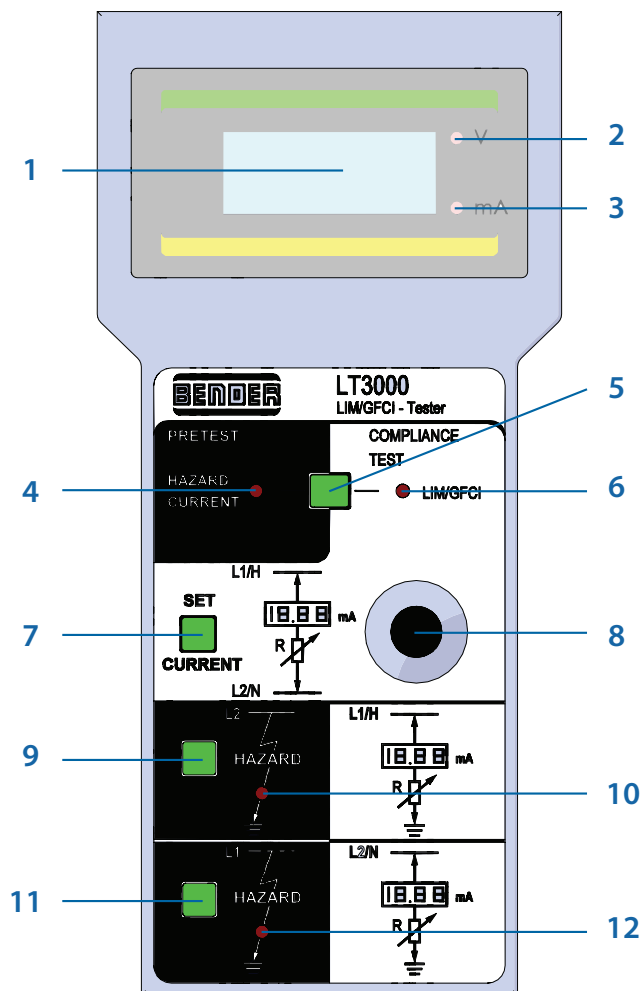
Plugs and accessories

Plug type	Hospital grade, 2-pole, 3-wire, 15 A, 125V, straight-blade
Carrying case dimensions	17"W x 12"H x 3.75"D
Adapter accessories	Hospital grade, 2-pole, 3-wire, 20 A, 125V, twist-to-lock

General data

Operational temperature range	+23 °F to +122 °F (-5 °C to +50 °C)
Power consumption at 120 VAC	1 W
Power consumption at 240 VAC	2 W
Operation at 120 VAC	Continuous
Operation at voltages \geq 208 VAC	15 minute intervals

Display and operating elements



- 1 - LCD display
- 2 - LED "V" - Indicates the value shown on the LCD display is voltage, in units of V
- 3 - LED "mA" - Indicates the value shown on the LCD display is current, in units of mA
- 4 - LED "Hazard Current"
- 5 - Button "Compliance Test"
- 6 - LED "LIM/GFCI"
- 7 - Button "Set Current"
- 8 - 10-turn potentiometer dial
- 9 - Button "L2"
- 10 - LED "L2 Hazard"
- 11 - Button "L1"
- 12 - LED "L1 Hazard"

Additional operation notes

The current through the LT3000 is internally limited to 12 mA. A resistive fault of 5 kΩ in a 120 VAC system would produce a LIM current of 24 mA. The LT3000, however, limits this current to 12 mA.

At voltages ≥ 208 VAC, the LT3000 will power off after sustained operation greater than 15 minutes.

Ordering information

Type	Includes LT3000	Accessories Included	Ordering No.
LT3000 Kit	Yes, terminated with NEMA 5-15P	Carrying case, adapter for 2300HG receptacle	B 5213 00004
LT3000 Set	Yes, terminated with NEMA 5-15P	None	B 5213 00295



USA, Mexico, and Central America
Exton, PA • 800-356-4266 / 610-383-9200
info@bender.org • www.bender.org

Canada • Mississauga, ON • 800-243-2438 / 905-602-9990
info@bender-ca.com • www.bender-ca.com

South America • Santiago de Chile • +56 2 2933 4211
info@bender-latinamerica.com • www.bender-latinamerica.com



Your local contact: